









Shapes and Space

Inside - Outside

The Arab  and his Camel. 

It was a cold winter day. The  was travelling on the

 back. At night, the  pitched his tent 

and went **inside** it. The  was **outside**.

May I put my neck **inside**?
It is too cold **outside**.



Okay!
You may put
your neck **inside**.





May I put my front legs **inside**?
It is too cold **outside**.




Okay! You may put your front legs **inside**.

Can I come **inside**?
It is too cold **outside**.



Oh! No the tent is too small for both of us.

So I am coming **inside** and you go **outside**.





Bigger - Smaller

Tick(✓)the bigger.



Tick(✓) the smaller.



Tick(✓) the smaller tyre.





Biggest-Smallest


Tick (✓) the **smallest** tree.



Tick (✓) the **biggest** animal.



Tick(✓) the **smallest** fruit.




Tick(✓) the **biggest** bubble.




 Top-Bottom



Tick(✓) the pot on the top.



Tick(✓) the animal at the bottom of the stairs.





Nearer-Farther

Tick(✓) the bird **nearer** to home.




Tick(✓) the cat **farther** from the tree.







Nearest-Farthest



Tick(✓) the puppy **farthest** from the tree.

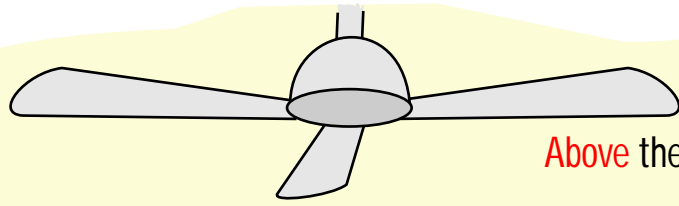


Tick(✓) the tree **nearest** to the bird.





On-Under Above-Below




Above the table





Below the fan

On the table



Under the table





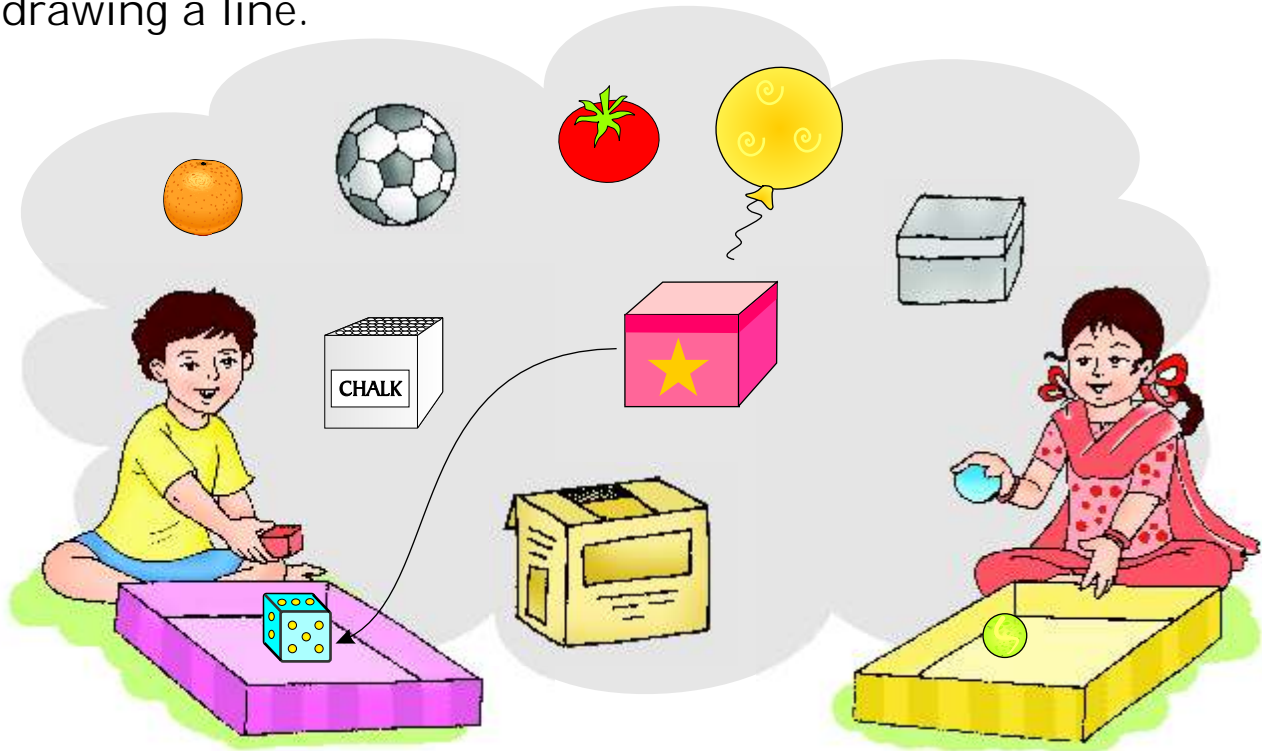
Discuss near-far, top-bottom.






Shapes around us

Put the shapes in the pink and yellow boxes by drawing a line.




Match the similar shapes by drawing a line.




Sorting

Sort shapes by joining with similar shapes.



Make pairs of similar shapes.





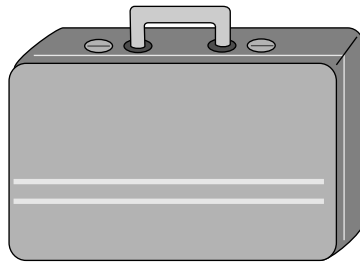


Rolling - Sliding



Tick(✓) the objects that will **roll**.



Tick(✓) the objects that will **slide**.





Wise Grandmother

Once there was a Lamb going to see his grandmother.



On the way, through the jungle he met a wolf.

I am going to eat you.



Please let me go! I am going to meet my grandmother. You can eat me when I return.




Okay, you may go.

When he was about to return, he told the grandmother about the wolf.



The grandmother gave him an idea.

Go, and hide yourself in a dholak.

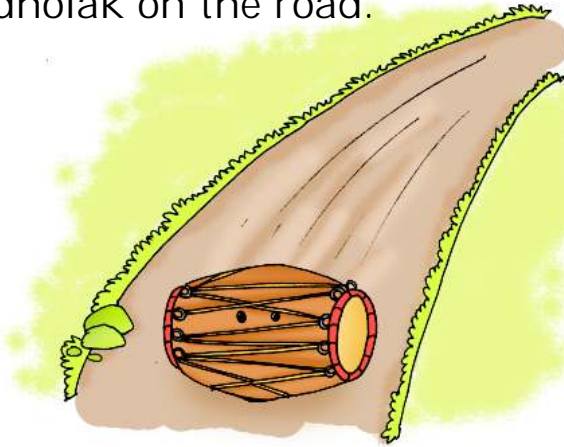


He did so!





The grandmother rolled the dholak on the road.



The dholak started rolling down.

The lamb saw the wolf waiting for him.



The wolf grew suspicious and started running behind the dholak.



Before the wolf could catch him, the lamb reached home and was thankful to his grandmother.





Shapes

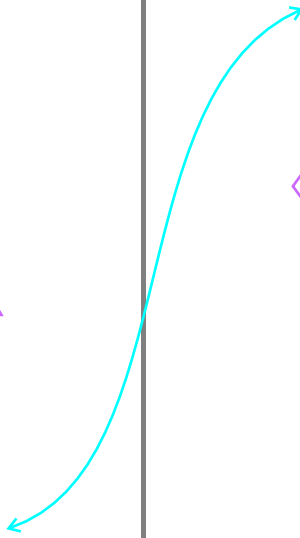




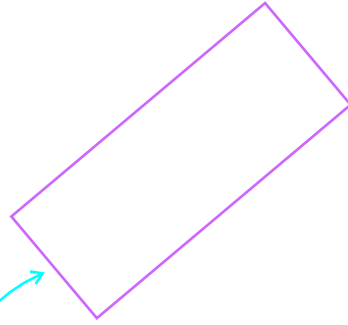
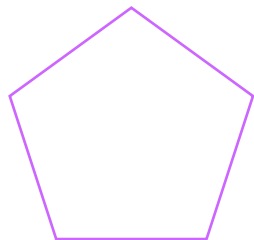
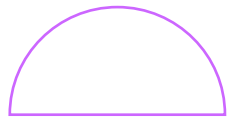
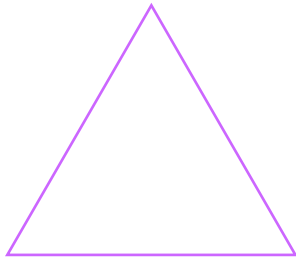

Match the shapes of same sizes.

A matching exercise featuring two columns of red-outlined triangles separated by a vertical line. The left column contains five triangles of varying sizes and orientations. The right column contains five triangles of varying sizes and orientations. Two blue arrows originate from the right column: one points from a small triangle to the top triangle of the left column, and the other points from a medium-sized triangle to the second triangle from the top of the left column.








Match the same shapes.




Colour the smallest shape.

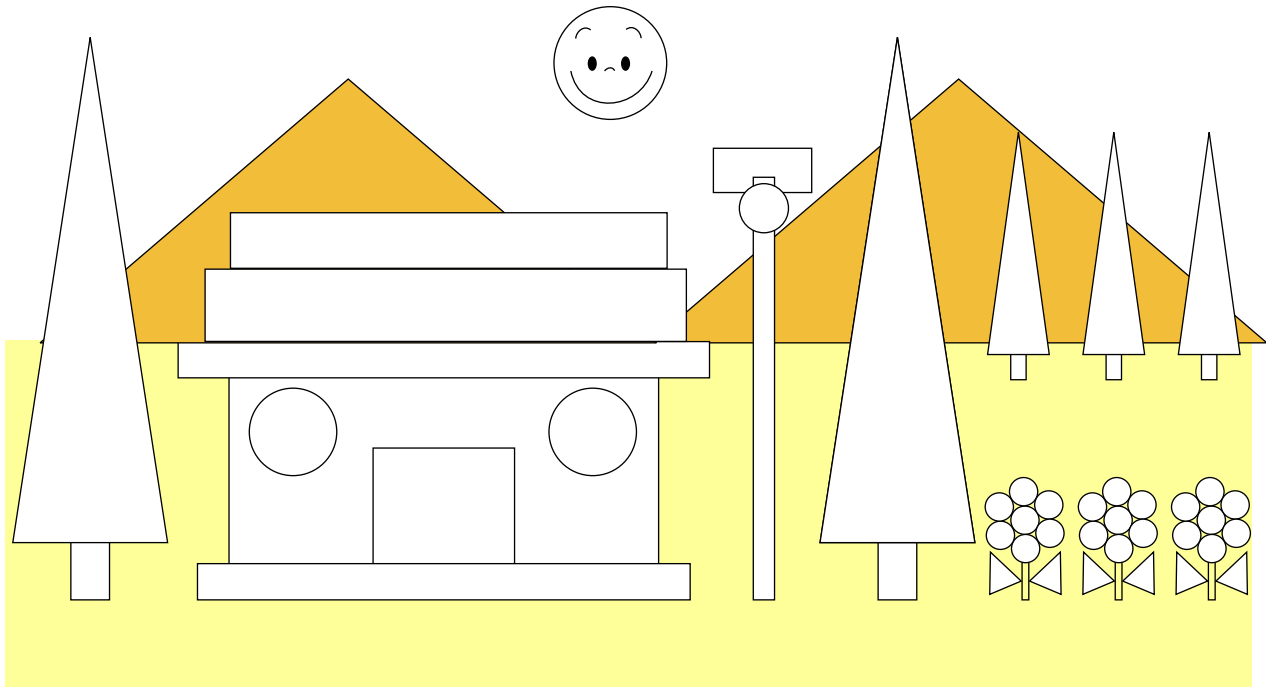




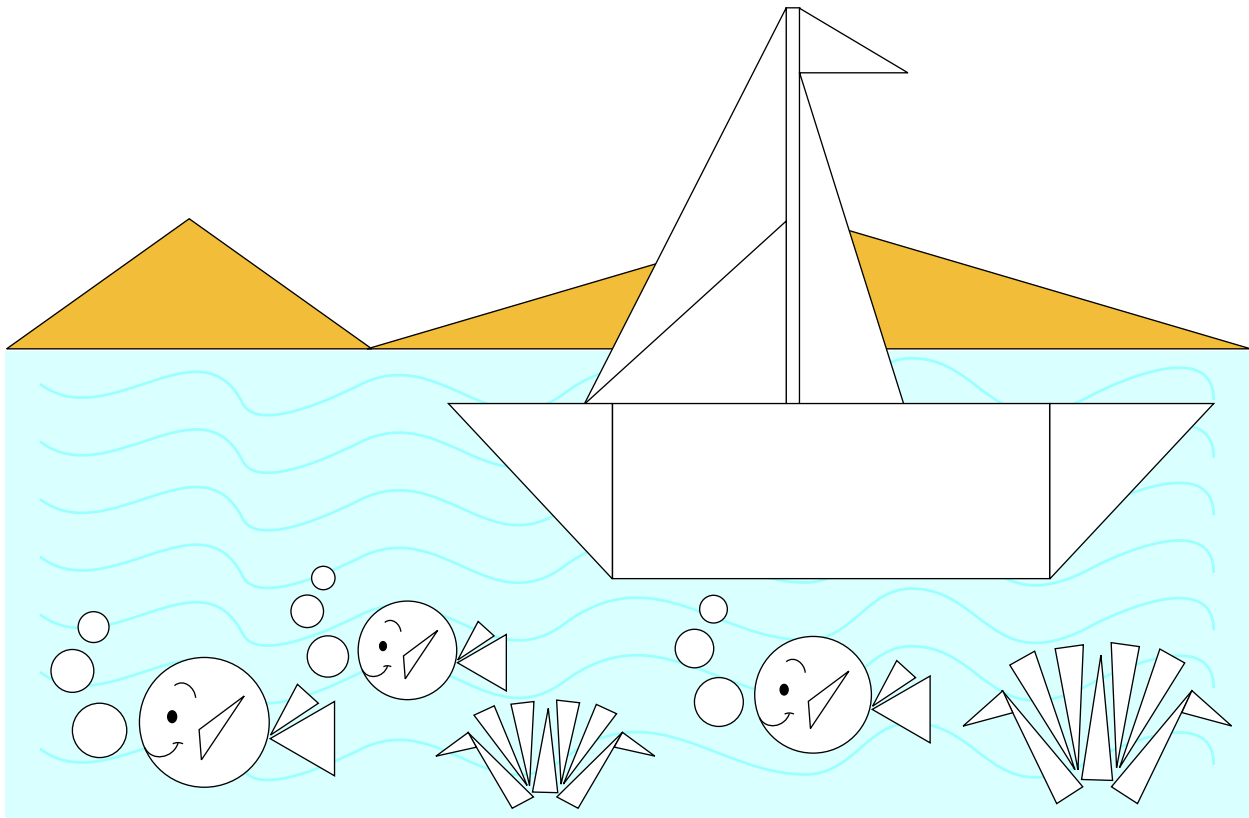
Join the similar shapes.



Colour ▲ green, ● red and ■ blue.



Colour ▲ green, ● pink and ■ yellow.





Make similar figures using the shape kit given at the back of this book.

